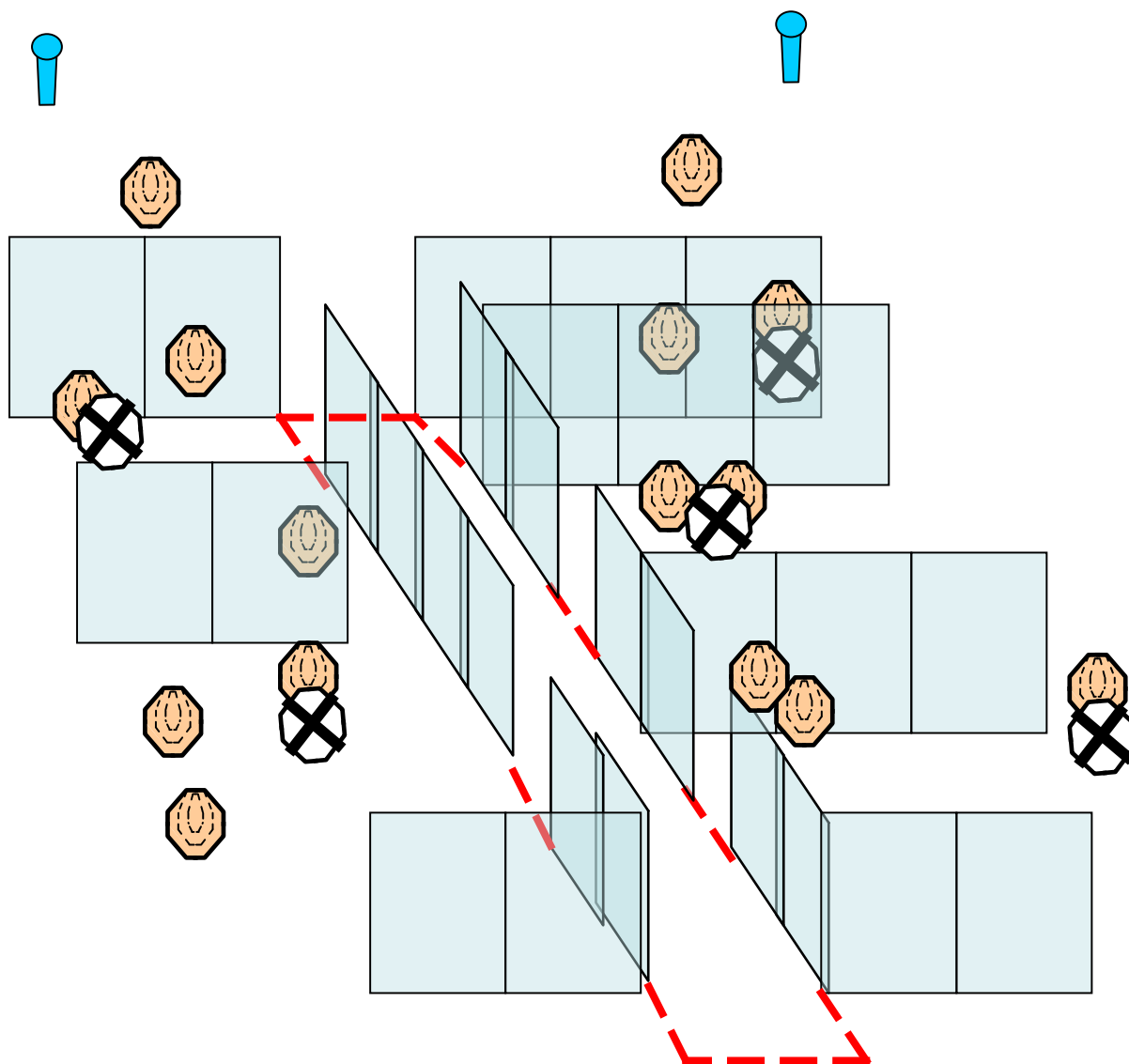


# ALSA PRO - LT 2018

## STAGE 1



ALSA PRO - LT 2018

STAGE: 1

COURSE: **Long Course.**

TARGETS: IPSC Targets 15, IPSC Popper 2, No-Shoots 5.

ROUNDS TO BE SCORED: 32.

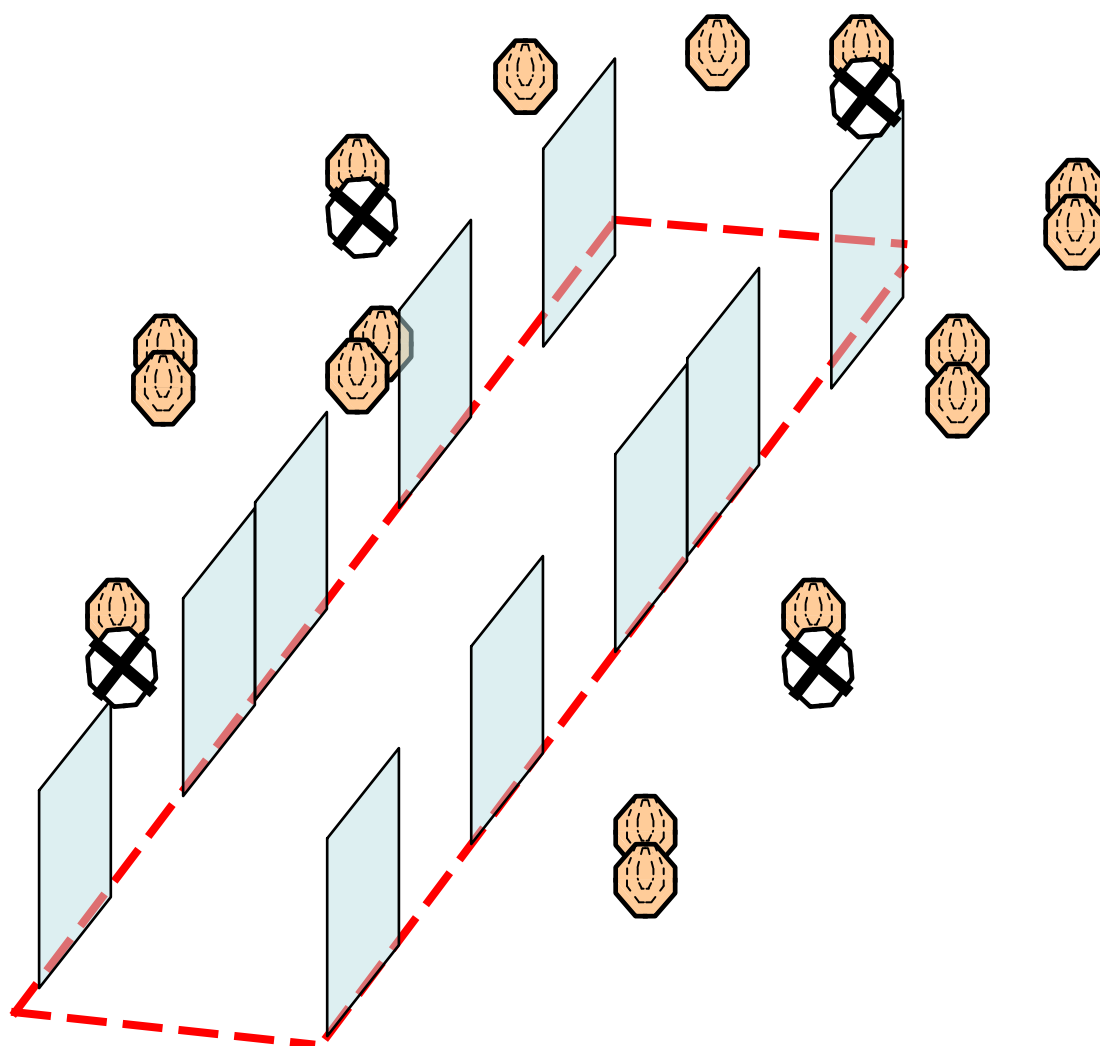
MAXIMUM POINTS: 160.

START POSITION: Standing anywhere in the designated area.

TIME START: Audible signal.

PROCEDURE: After start signal engage all targets.

## STAGE 2



ALSA PRO - LT 2018

STAGE: 2

COURSE: **Long Course.**

TARGETS: IPSC Targets 15, No-Shoots 4.

ROUNDS TO BE SCORED: 32.

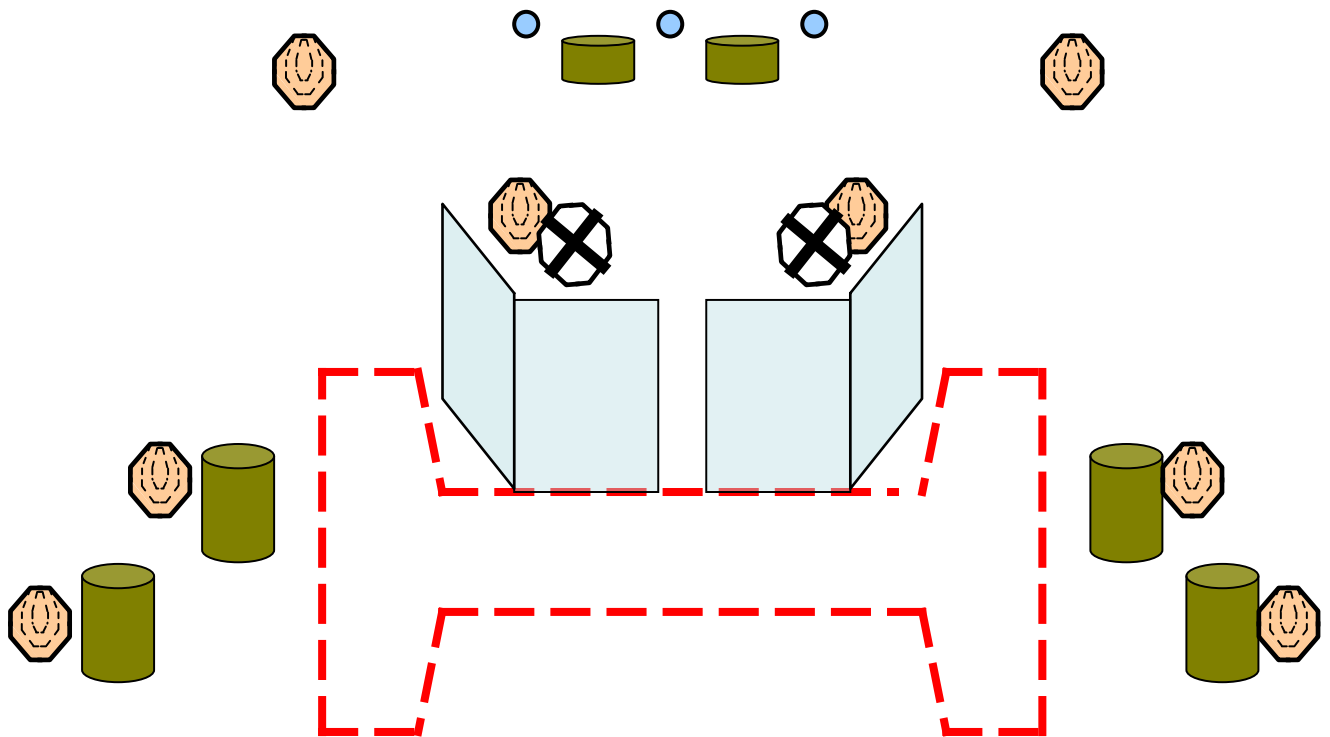
MAXIMUM POINTS: 160.

START POSITION: Standing anywhere in the designated area.

TIME START: Audible signal.

PROCEDURE: After start signal engage all targets.

## STAGE 3



ALSA PRO - LT 2018

STAGE: 3

COURSE: **Medium Course.**

TARGETS: IPSC Targets 8, IPSC Plates 3, No-Shoots 2.

ROUNDS TO BE SCORED: 19.

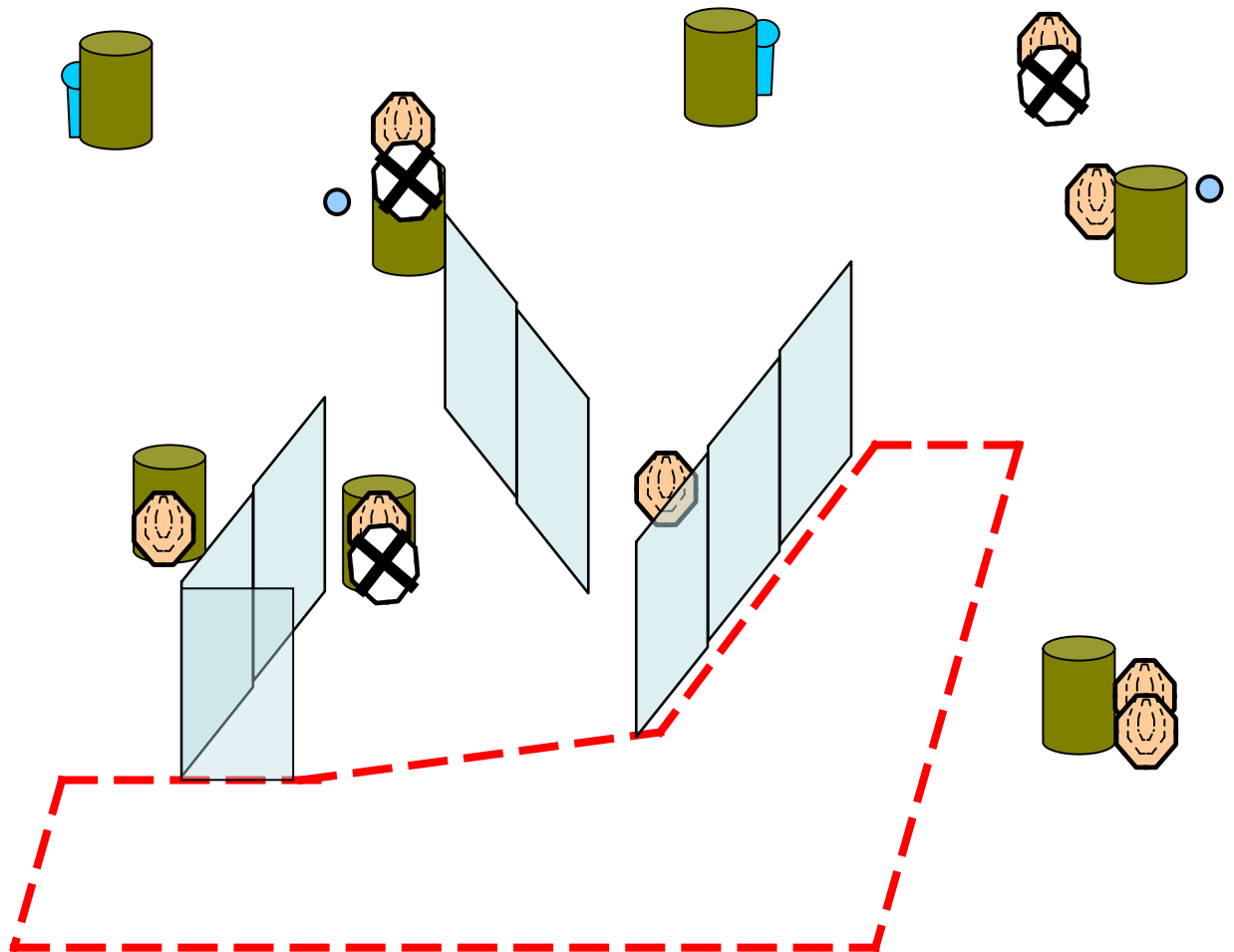
MAXIMUM POINTS: 95.

START POSITION: Standing anywhere in the designated area.

TIME START: Audible signal.

PROCEDURE: After start signal engage all targets.

## STAGE 4



ALSA PRO - LT 2018

STAGE: 4

COURSE: **Medium Course.**

TARGETS: IPSC Targets 8, IPSC Popper 2, IPSC Plates 2, No-Shoots 3.

ROUNDS TO BE SCORED: 20.

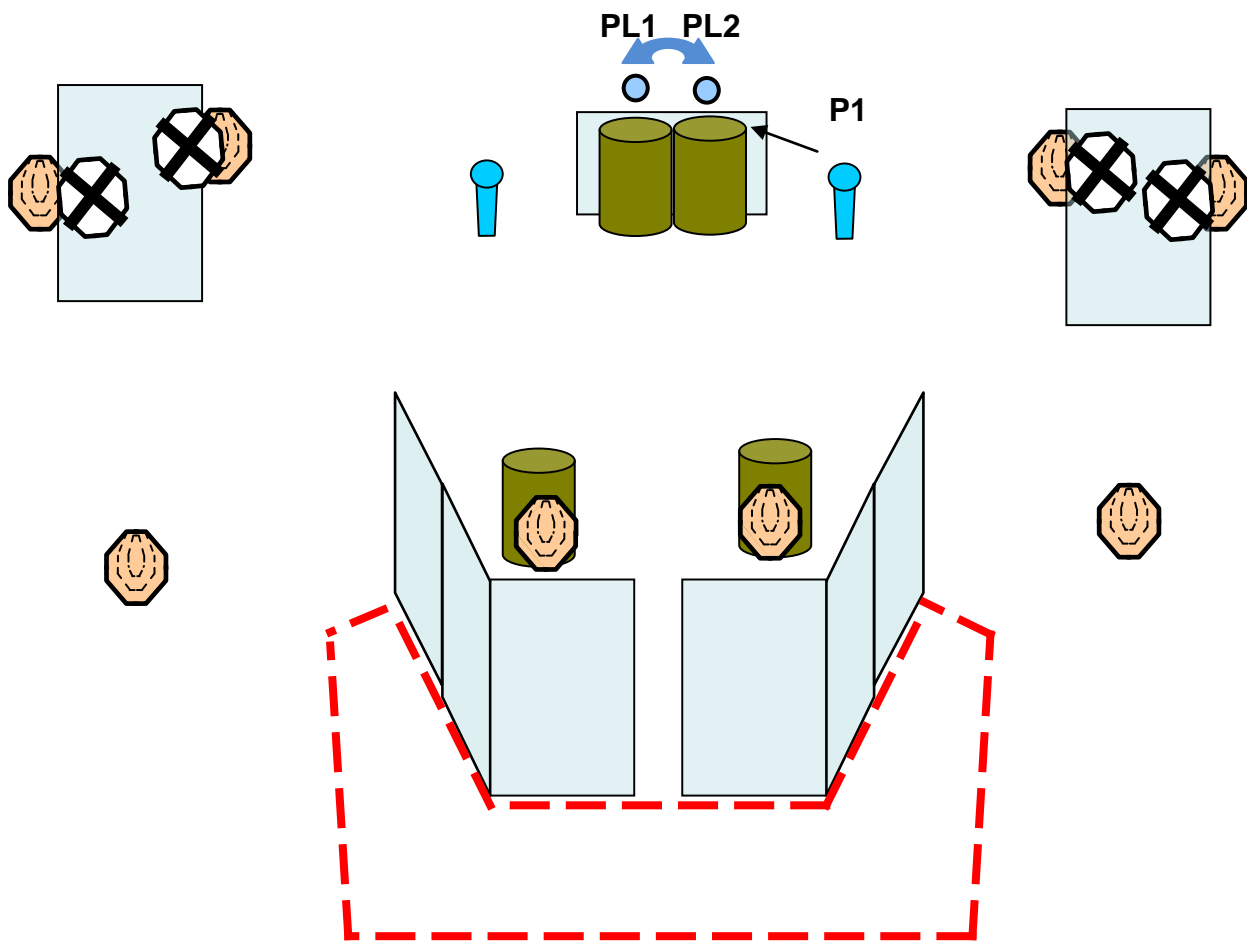
MAXIMUM POINTS: 100.

START POSITION: Standing anywhere in the designated area.

TIME START: Audible signal.

PROCEDURE: After start signal engage all targets.

## STAGE 5



ALSA PRO - LT 2018

STAGE: 5

COURSE: **Medium Course.**

TARGETS: IPSC Targets 8, IPSC Popper 2, IPSC Plates 2, No-Shoots 4.

ROUNDS TO BE SCORED: 20.

MAXIMUM POINTS: 100.

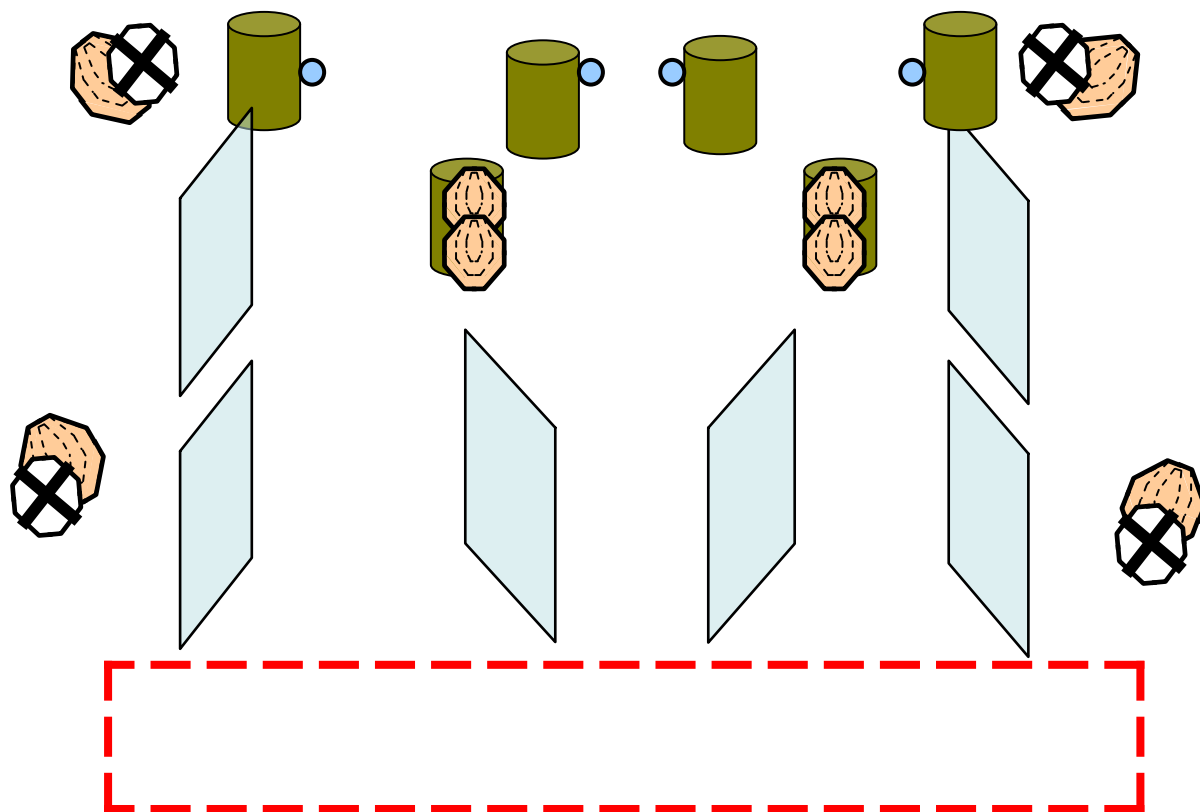
START POSITION: Standing anywhere in the designated area.

TIME START: Audible signal.

PROCEDURE: After start signal engage all targets.

SPECIAL EQUIPMENT: Popper P1 activates Swinging plates PL1-PL2 which remains visible at rest.

## STAGE 6



ALSA PRO - LT 2018

STAGE: 6

COURSE: **Medium Course.**

TARGETS: IPSC Targets 8, IPSC Plates 4, No-Shoots 4.

ROUNDS TO BE SCORED: 20.

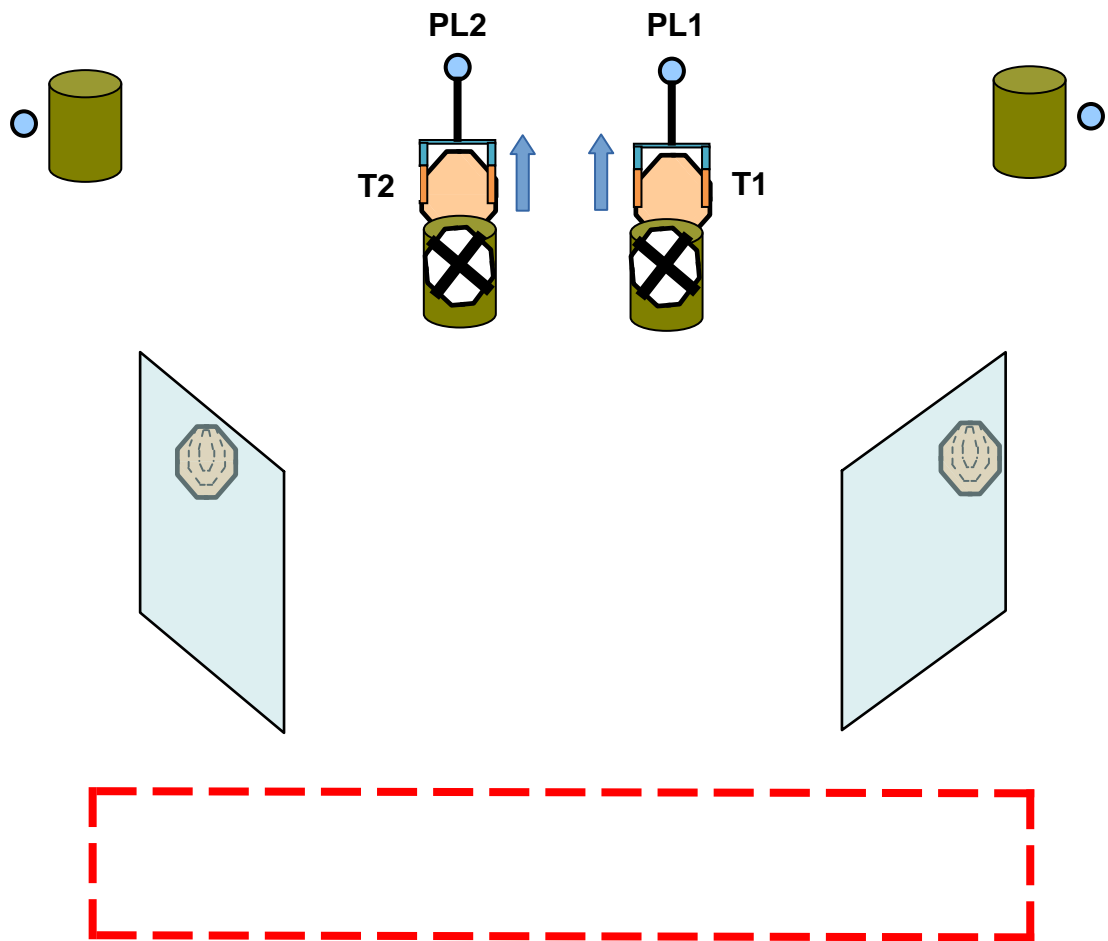
MAXIMUM POINTS: 100.

START POSITION: Standing anywhere in the designated area.

TIME START: Audible signal.

PROCEDURE: After start signal engage all targets.

## STAGE 7



ALSA PRO - LT 2018

STAGE: 7

COURSE: **Medium Course.**

TARGETS: IPSC Target 4, IPSC Plate 4, No-Shoots 2.

ROUNDS TO BE SCORED: 12.

MAXIMUM POINTS: 60.

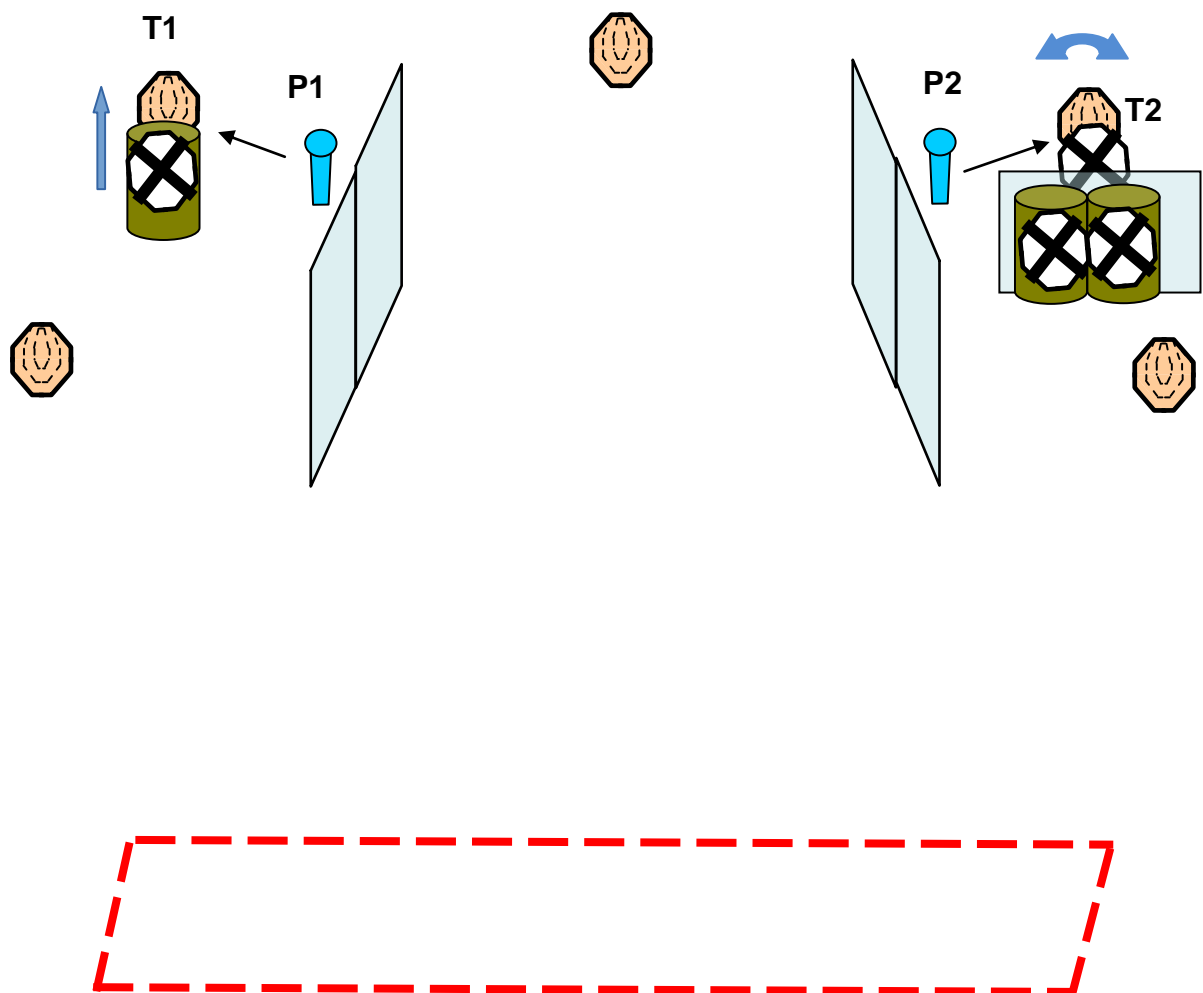
START POSITION: Standing anywhere in the designated area.

TIME START: Audible signal.

PROCEDURE: After start signal engage all targets.

SPECIAL EQUIPMENT: Plate PL1 activates Flip-up target T1, plate PL2 activates Flip-up target T2.

## STAGE 8



ALSA PRO - LT 2018

STAGE: 8

COURSE: **Short Course.**

TARGETS: IPSC Target 5, IPSC Popper 2, No-Shoots 4.

ROUNDS TO BE SCORED: 12.

MAXIMUM POINTS: 60.

START POSITION: Standing anywhere in the designated area.

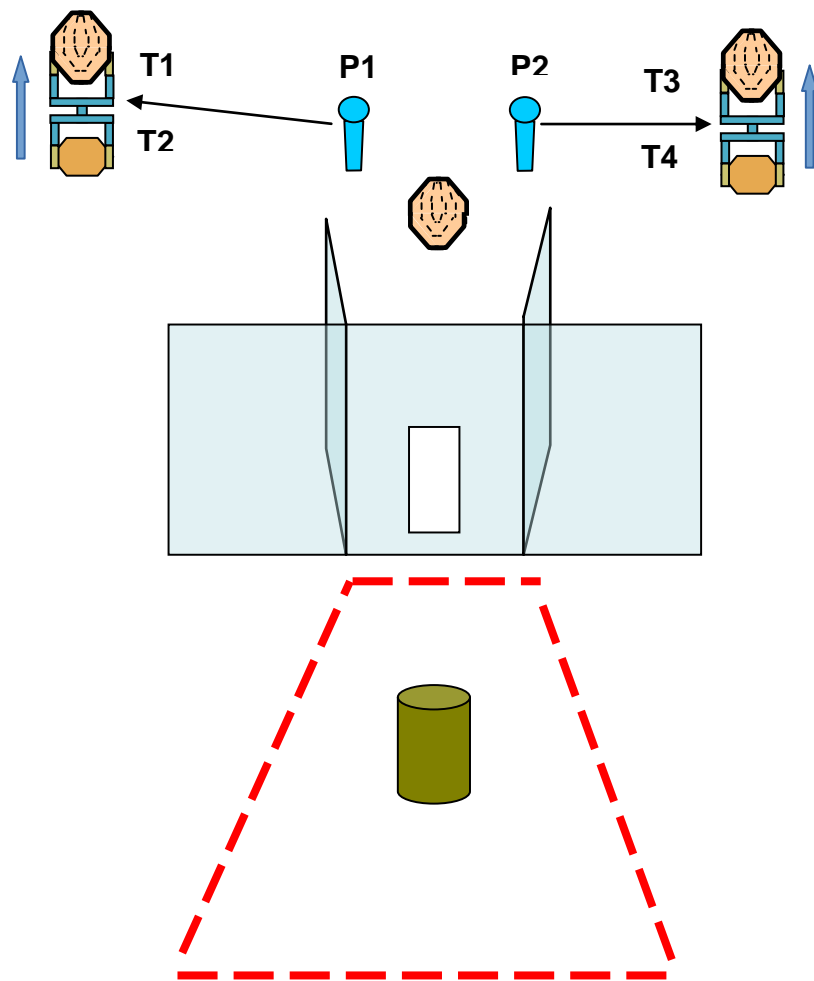
TIME START: Audible signal.

PROCEDURE: After start signal engage all targets.

SPECIAL EQUIPMENT: Popper P1 activates Up-Down moving target T1, popper P2 activates swinger T2, and both swingers remain visible at rest.



## STAGE 9



ALSA PRO - LT 2018

STAGE: 9

COURSE: **Short Course.**

TARGETS: IPSC Target 5, IPSC Popper 2.

ROUNDS TO BE SCORED: 12.

MAXIMUM POINTS: 60.

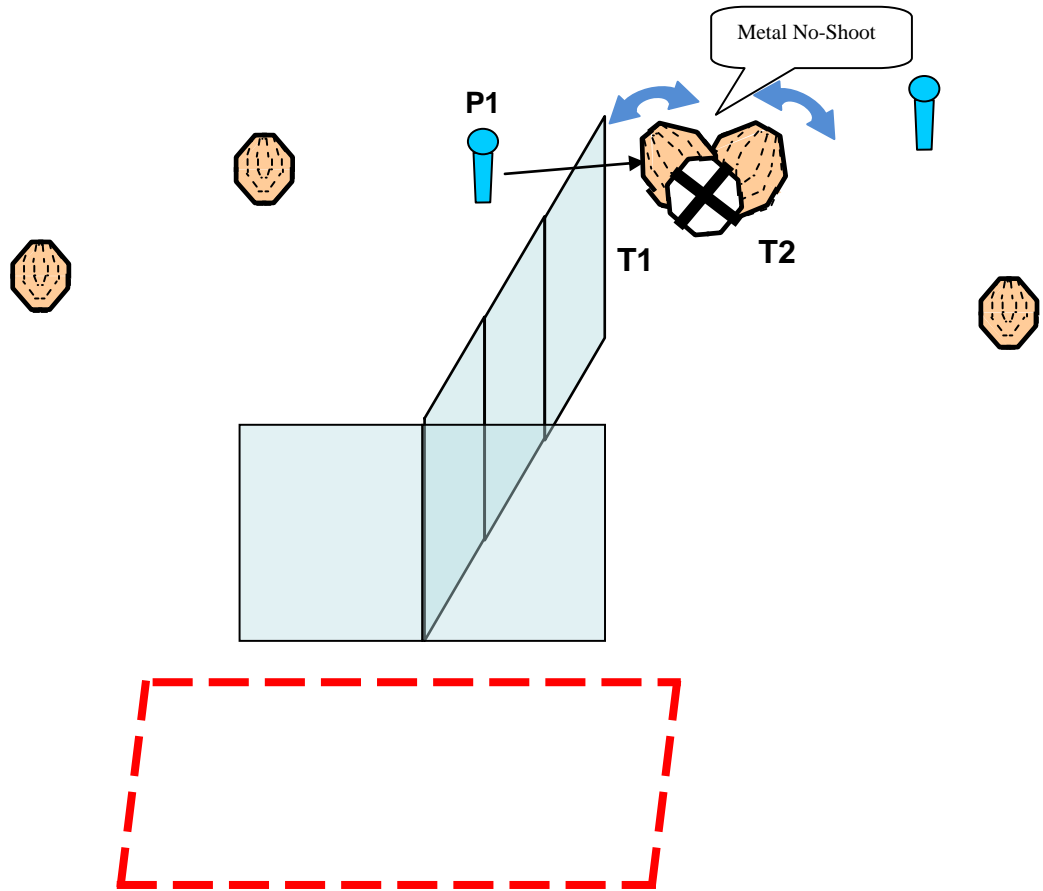
START POSITION: Standing anywhere in the designated area.

TIME START: Audible signal.

PROCEDURE: After start signal engage all targets.

SPECIAL EQUIPMENT: Popper P1 activates flipping targets T1-T2, popper P2 activates flipping targets T3-T4.

## STAGE 10



ALSA PRO - LT 2018

STAGE: 10

COURSE: **Short Course.**

TARGETS: IPSC Target 5, IPSC Popper 2, No-Shoots 1.

ROUNDS TO BE SCORED: 12.

MAXIMUM POINTS: 60.

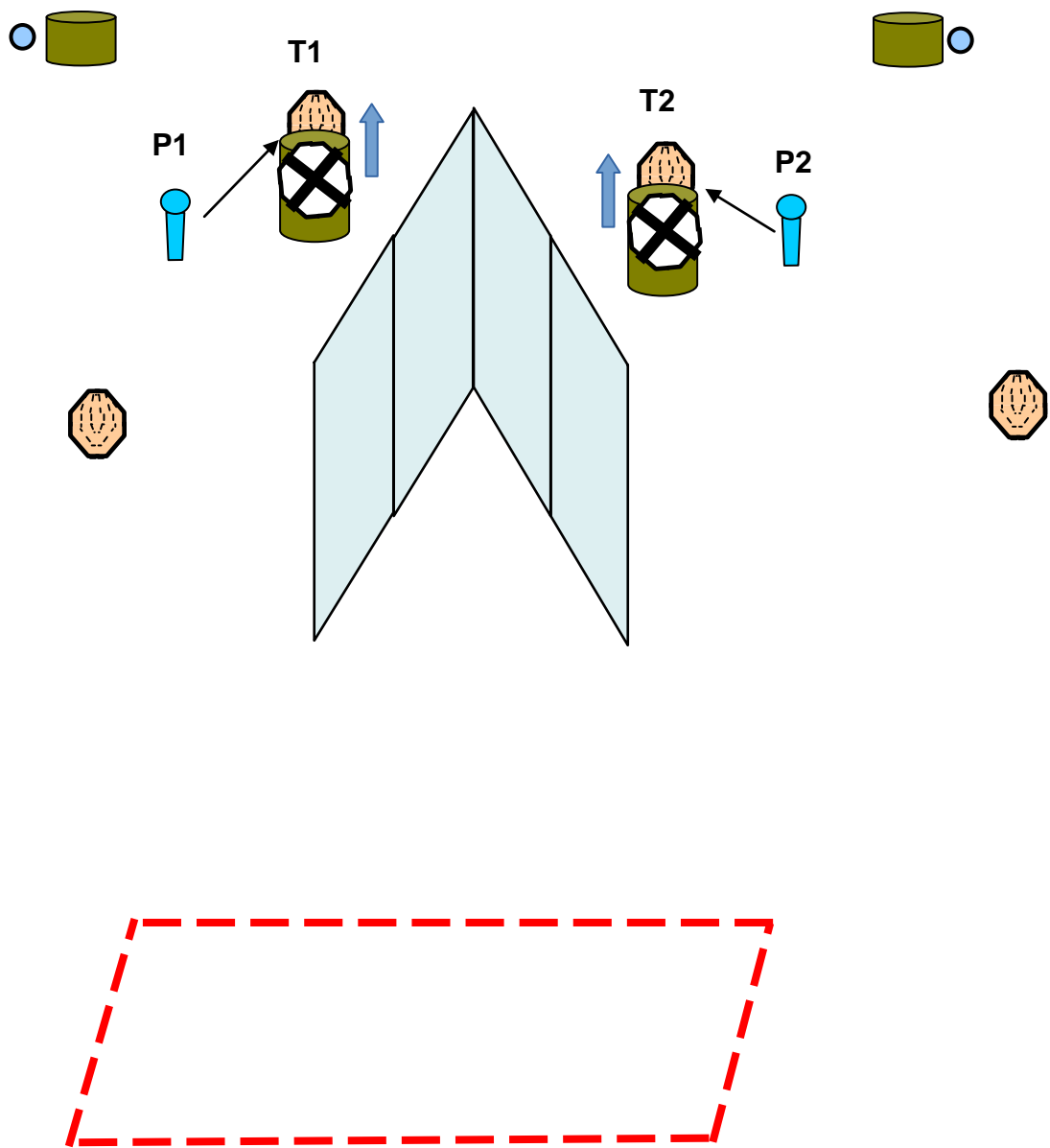
START POSITION: Standing anywhere in the designated area.

TIME START: Audible signal.

PROCEDURE: After start signal engage all targets.

SPECIAL EQUIPMENT: Popper P1 activates Swinger T1-T2 which remains visible at rest.

## STAGE 11



ALSA PRO - LT 2018

STAGE: 11

COURSE: **Short Course.**

TARGETS: IPSC Target 4, IPSC Popper 2, IPSC Plates 2, No-Shoots 2.

ROUNDS TO BE SCORED: 12.

MAXIMUM POINTS: 60.

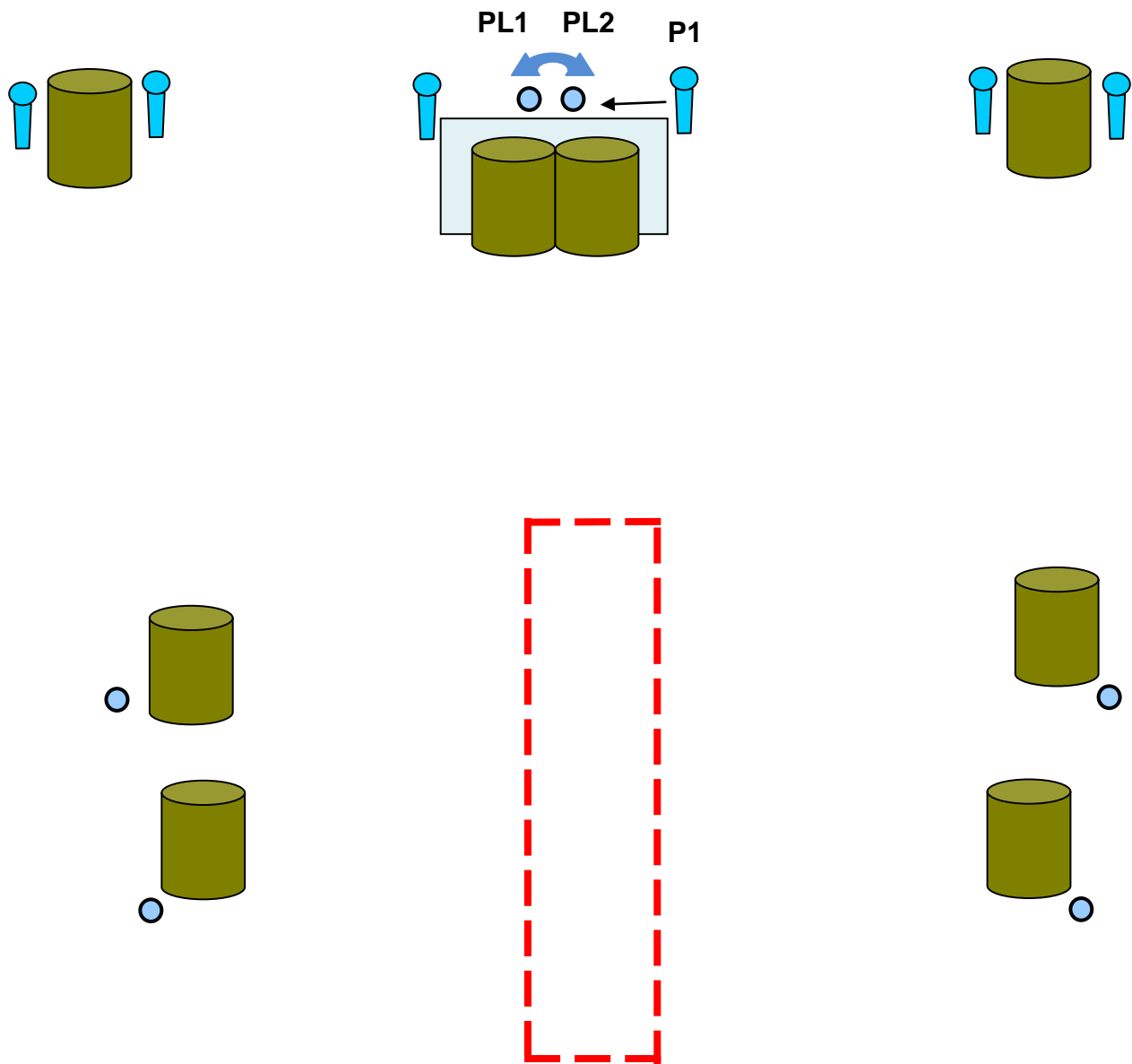
START POSITION: Standing anywhere in the designated area.

TIME START: Audible signal.

PROCEDURE: After start signal engage all targets.

SPECIAL EQUIPMENT: Popper P1 activates Up-Down moving target T1, popper P2 activates Up-Down moving target T2. Moving targets remain visible at rest.

## STAGE 12



ALSA PRO - LT 2018

STAGE: 12

COURSE: **Short Course.**

TARGETS: IPSC Popper 6, IPSC Plates 6.

ROUNDS TO BE SCORED: 12.

MAXIMUM POINTS: 60.

START POSITION: Standing anywhere in the designated area.

TIME START: Audible signal.

PROCEDURE: After start signal engage all targets.

SPECIAL EQUIPMENT: Popper P1 activates Swinging plates PL1-PL2 which remains visible at rest.

**Match name: ALSA PRO LT – 2018**

**Match ID: D85334721**

**Level: III**

**Region: Lithuania**

**City: Vilnius**

**Club: Suvio Akademija**

**Match date: 2018-09-09**

**Discipline: Handgun**

**Totals:**

215 rounds

86 IPSC Targets

20 IPSC Poppers

23 IPSC Plates

31 No-Shoots

1075 Points

2 Long Courses

4 Medium Courses

6 Short Courses